



LEADCNC

Serial No: 1

Name: CNC Corner connector cutting saw

Model: Malachite 500

Product Information



Malachite 500 – Primarily Used for Aluminum Window and Door Corner Connector Profile Cutting

Minimal Waste:

The machine achieves automatic cutting with a minimum leftover length of just 90mm.

Adjustable Cutting Stroke:

The cutting stroke is controllable, significantly improving work efficiency while saving time and energy.

High-Precision Tooling:

Equipped with original imported carbide saw blades, offering high cutting precision, long service life, and excellent processing accuracy.

Advanced Control System:

Features a state-of-the-art control system with high compatibility, stable performance, and long operational life.

Automatic Feeding System:

The feeding device employs an automatic feeding system that is stable, reliable, and highly efficient.




LEADCNC

Serial No: 1

Name: CNC Corner connector cutting saw

Model: Malachite 500


Product Information



Servo motors



Intelligent operating system



Automatic material handling system



LEADCNC

Serial No:1

Name: CNC Corner connector cutting saw

Model: Malachite 500

Product Specification

Machining Specifications	Parameter Value
Feed length	3 - 500 mm (for 90° cuts)
Maximum cutting range	Height: 140 mm Width: 135 mm
Saw blade size	ø500×ø30×4×Z120
Saw blade speed	2,800r/min
General Parameters	Parameter Value
Power supply	380V/50Hz
Power	4kw
Pressure	0.5~0.8MPa
Gas consumption	30L/min
Weight	700kg
Overall dimensions(L*W*H)	5,300×1,530×1,840mm

LEADCNC Machinery Co., Ltd

www.leadcnc.com

The right to make technical alterations is reserved.



LEADCNC

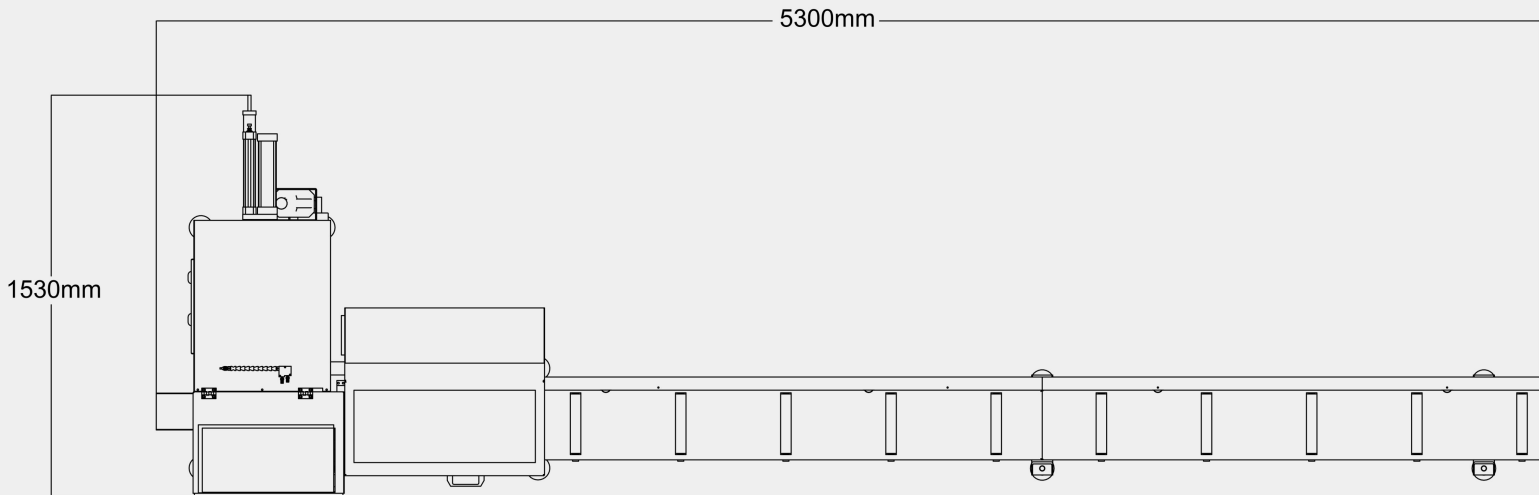
Serial No:1

Name: CNC Corner connector cutting saw

Model: Malachite 500

Product Specification

LAYOUT



LEADCNC Machinery Co., Ltd

www.leadcnc.com

The right to make technical alterations is reserved.